



**District Report Card: 2017**


<b>State:</b> Tamil Nadu	<b>District:</b> Viluppuram
<b>Class:</b> 8	<b>Subject:</b> Language
<b>Schools:</b> 51	<b>Students:</b> 1335


**Participation/Coverage**


**Students**

<b>GENDER</b> 	Boys		Girls	
	Number	%	Number	%
	662	49.59	673	50.41

<b>AREA</b> 	Rural		Urban	
	Number	%	Number	%
	1045	78.28	290	21.72

<b>CATEGORY</b> 	SC		ST		OBC		GEN	
	Number	%	Number	%	Number	%	Number	%
	578	43.30	49	3.67	627	46.97	81	6.07

<b>CWSN</b> 	LD	VI	HI	S&LD	ID	Oth
	1	6	2	0	1	3

<b>Management</b> 	Government		Government-aided	
	Number	%	Number	%
	1096	82.10	239	17.90

**Average Performance of Students in Language (%)**

Overall	Gender		Area		Management		Social Group			
	Male	Female	Rural	Urban	Govt.	Aided	SC	ST	OBC	GEN
54.49	51.40	57.53	54.35	55.01	54.34	55.20	53.49	41.22	56.20	56.38

## Performance on Learning Outcomes (LOs)

Learning Outcomes	Description	Average Performance(%)
L813	Read textual/non-textual materials with comprehension and identifies the details, characters, main idea and sequence of ideas and events while reading	54.49

Range of Performance of Students who Answered Correctly							
Below 30%		30% - 50%		50% - 75%		Above 75%	
Number	%	Number	%	Number	%	Number	%
244	18.28	324	24.27	506	37.90	261	19.55

## Lowest Performing Learning Outcomes (LOs)

1 - Read textual/non-textual materials with comprehension and identifies the details, characters, main idea and sequence of ideas and events while reading (54.49)